




# ENERG

енергия · ενεργεια



TIKI

AMS10-6 + SHB10-6



55 °C

35 °C



A<sup>++</sup>

A<sup>+++</sup>



35 dB



51 dB

■ 06  
■ **05**  
■ 05  
kW


■ 04  
■ **05**  
■ 04  
kW








# ENERG





енергия · ενέργεια





TIKI

AMS10-6 + SHB10-6


- 
- 
- 
- 

Supplier's name:	TIKI		
Model:	AMS10-6 + SHB10-6		
Temperature application	35	55	°C
Declared load profile for water heating			
Seasonal space heating energy efficiency class, average climate:	<b>A+++</b>	<b>A++</b>	
Water heating energy efficiency class, average climate:			
Rated heat output, average climate:	5	5	kW
Annual energy consumption for space heating, average climate	2089	3248	kWh
Annual electricity consumption for water heating, average climate			kWh
Seasonal space heating energy efficiency, average climate:	188	131	%
Water heating energy efficiency, average climate:			%
Sound power level LWA indoors	35		dB
Rated heat output, cold climate:	4	6	kW
Rated heat output, warm climate:	4	5	kW
Annual energy consumption for space heating, cold climate	2694	4610	kWh
Annual electricity consumption for water heating, cold climate			kWh
Annual energy consumption for space heating, warm climate	872	1398	kWh
Annual electricity consumption for water heating, warm climate			kWh
Seasonal space heating energy efficiency, cold climate:	143	116	%
Water heating energy efficiency, cold climate:			%
Seasonal space heating energy efficiency, warm climate:	252	179	%
Water heating energy efficiency, warm climate:			%
Sound power level LWA outdoors	51		dB

### Data for package fiche

Controller class	VI		
Controller contribution to efficiency	4,0		%
Seasonal space heating energy efficiency of package, average climate:	192	135	%
Seasonal space heating energy efficiency class for package, average climate:	<b>A+++</b>	<b>A++</b>	%
Seasonal space heating energy efficiency of package, cold climate:	147	120	%
Seasonal space heating energy efficiency of package, warm climate:	256	183	%

<b>Model(s):</b>		<b>AMS10-6 + SHB10-6</b>										
Type of heat source/sink:		Air-to-water										
Low-temperature heat pump:		No										
Equipped with supplementary heater:		Yes										
Heat pump combination heater:		Yes										
Climate condition:		Average										
Temperature application:		Medium temperature (55 °C)										
Applied standards: EN14511, EN14825, EN16147 and EN12102												
<b>Rated heat output</b>		Prated	5,3	kW	<b>Seasonal space heating energy efficiency</b>		$\eta_s$	131	%			
<i>Declared capacity for part load at outdoor temperature Tj</i>				<i>Declared coefficient of performance for part load at outdoor temperature Tj</i>								
Tj = -7 °C	Pdh	4,7	kW	Tj = -7 °C	COPd	1,88	-					
Tj = +2 °C	Pdh	2,8	kW	Tj = +2 °C	COPd	3,26	-					
Tj = +7 °C	Pdh	1,8	kW	Tj = +7 °C	COPd	4,72	-					
Tj = +12 °C	Pdh	2,7	kW	Tj = +12 °C	COPd	6,47	-					
Tj = biv	Pdh	4,7	kW	Tj = biv	COPd	1,88	-					
Tj = TOL	Pdh	4,1	kW	Tj = TOL	COPd	1,77	-					
Tj = -15 °C (if TOL < -20 °C)	Pdh		kW	Tj = -15 °C (if TOL < -20 °C)	COPd		-					
Bivalent temperature				T <sub>biv</sub>	-7	°C	Operation limit temperature			TOL	-10	°C
Cycling interval capacity for heating				P <sub>cyh</sub>		kW	Cycling interval efficiency			COP <sub>cyh</sub>		-
Degradation co-efficient				Cdh	0,99	-	Heating water operating limit			WTOL	58	°C
<i>Power consumption in modes other than active mode</i>				<i>Supplementary heater</i>								
Off mode		P <sub>OFF</sub>	0,007	kW	Rated heat output		P <sub>sup</sub>	1,2	kW			
Thermostat-off mode		P <sub>TO</sub>	0,012	kW								
Standby mode		P <sub>SB</sub>	0,012	kW	Type of energy input		Electric					
Crankcase heater mode		P <sub>CK</sub>	0	kW								
<i>Other items</i>												
Capacity control		variable		Rated air flow rate, outdoors			2526	m <sup>3</sup> /h				
Sound power level, indoors/outdoors		L <sub>WA</sub>	35/51	dB	Rated water flow rate, indoor heat exchanger				m <sup>3</sup> /h			
Annual energy consumption		Q <sub>HE</sub>	3248	kWh	Rated brine or water flow rate, outdoor heat exchanger				m <sup>3</sup> /h			
<i>For heat pump combination heater:</i>												
<b>Declared load profile</b>				<b>Water heating energy efficiency</b>				$\eta_{wh}$		%		
Daily electricity consumption		Q <sub>elec</sub>		kWh	Daily fuel consumption		Q <sub>fuel</sub>		kWh			
Annual electricity consumption		AEC		kWh	Annual fuel consumption		AFC		GJ			
<b>Approved by:</b>												
<b>Contact details</b>		TIKI HVAC d.o.o., Partizanska cesta 12, 3320 Velenje, Slovenia										